

LED RAIL LIGHTING

LB - 1W LAMP



DESCRIPTION

This LED lamp works well in harsh environments inside or outside the vehicle. The long-life of the LEDs makes this product reliable for use in buses, coaches, or rail vehicles. Available in two types of white, as well as various other colors, upon request.

The long life products are designed to have approximately, 80% less energy than their incandescent lamps, as well as 70% longer life time.

Available in a variety of voltages to suit all vehicle types.

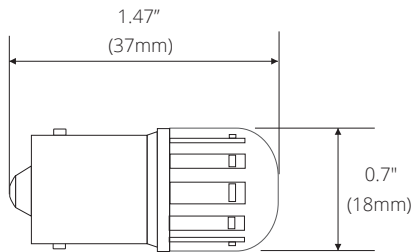
NOTES & PATENT INFORMATION

US Patent #7,307,391 8,115,411 8,791,650 9,179,513

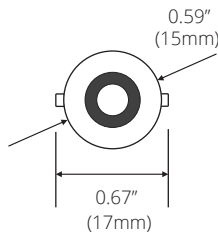
Canada Patent #2,651,224 2,555,065 2,831,641
 International Patents Pending

For complete and up to date patent information see our website

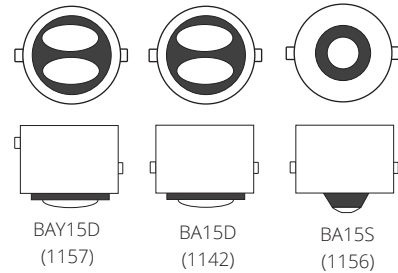
DIMENSIONS



Example: BA15S (1142)



BASE TYPES



ELECTRICAL STATS

Nominal Voltage	12VDC	24VDC	37.5VDC	72VDC				
Operating Voltage	10 ~ 30VDC	10 ~ 30VDC	23 ~ 43VDC	50 ~ 90VDC				
Operating Temperature	-22°F ~ 122°F (-30°C ~ 50°C)							
Wattage	2.5W							
LED Color (CCT)	3000K	6000K	3000K	6000K	3000K	6000K	3000K	6000K
Light output	140LM	140LM	140LM	140LM	140LM	140LM	140LM	140LM

ORDERING INFORMATON

